

CRU


Data

# Lithium Asset Service



Discover CRU's *comprehensive*  
Lithium Asset Service






[www.crugroup.com/lithium-asset-service](http://www.crugroup.com/lithium-asset-service)



## Why CRU?

The lithium market is poised for *significant* growth, driven by its critical role in lithium-ion batteries for the EV and energy storage sectors. However, the industry faces challenges such as volatile price fluctuations and market uncertainties.

CRU's Lithium Asset Service is uniquely positioned to tackle these challenges by providing unparalleled insights into cost dynamics within the lithium sector, to optimise strategies, make informed decisions, and navigate market complexities with confidence.

|   |  |  |   |   |
|---|--|--|---|---|
| <br><b>Comprehensive coverage:</b><br>Analysis tool encompassing global pegmatite production assets with continuous expansion to cover an extensive range of assets, including brine and refineries. | <br><b>Granular cost breakdown:</b><br>Detailed insights into mine costs, from initial mining activities to the commercialisation of the concentrate. | <br><b>User-friendly interface:</b><br>Web-based interface to explore extensive database, cost curve, and API applications. | <br><b>Sophisticated cost modeling:</b><br>Bottom-up modelling providing operating and capital costs for every aspect of the pegmatite operation. All costs are value-adjusted to a globally comparative benchmark. | <br><b>Strategic forecasting tools:</b><br>Forecasting tools to anticipate market trends and plan strategically. |
|---|--|--|---|---|



## Unlocking *value*

CRU's *Lithium Asset Service* equips you with data and insight to make better-informed decisions in an uncertain market.

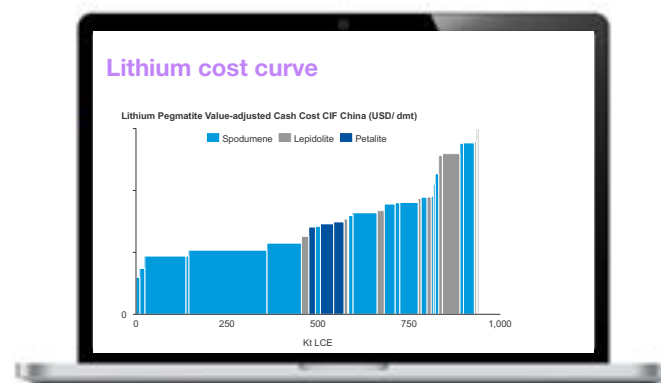
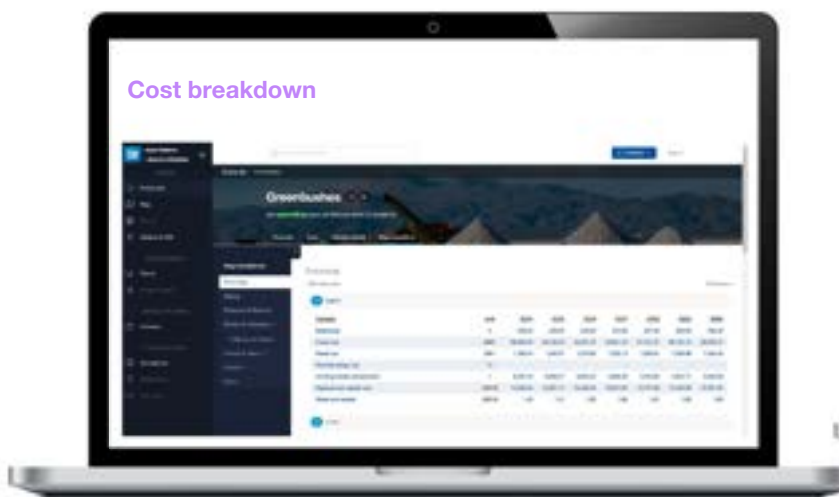
- Enhance strategic planning by benchmarking operations against industry peers. Identify areas for cost optimisation and maintain a competitive edge in the market.
- Make informed financing decisions by assessing the economic viability of potential investments. Clarify cost structures and revenue potential, allowing for confident investment strategies.
- Optimise procurement decisions by understanding the cost dynamics and product quality of lithium assets. Negotiate competitive terms and navigate market volatility effectively.
- Elevate your trading strategy, reduce risks, spot profitable and high-quality assets, and explore new trading opportunities. Access detailed asset performance databases and gain a comprehensive view of lithium production.
- Gain an in-depth view of the industry cost structure through our standardised data and extensive coverage. Access detailed insights to underpin research and analysis, and better inform plans and decision-making.



Detailed cost curves, aggregated modelling data and granular cost breakdowns provide comprehensive analysis and actionable insight.

## Advanced functionality

- Access data and cost curves through a web-based interface.
- Data can be seamlessly integrated into in-house applications via API delivery and used as a single source for efficient analysis across the organisation. \*Subject to having an enterprise license\*
- All costs forecasted through to 2050 or depletion year, based on asset's resources and reserves.
- Granular level cost modelling aggregated per unit operations.
- Supported by a team of technical experts fluent in Chinese, Spanish and English.
- Macro data is updated each quarter to forecast the principal cost drivers, such as reagent, transport, consumables, and labour costs, by country.
- Asset model calibration through our primary research program, which includes onsite visits to the world's main mining operations.





## Complementary services

### Lithium Market Outlook:

Provides an insight into the supply, demand and price dynamics of lithium market, with an in depth understanding of battery technologies, supply agreements as well as industrial demand applications.



### Battery Value Chain Service:

Unpacks the immensely complex mine-to-market supply chains. CRU's analysis gives you unrivalled transparency across both the upstream and the downstream.



### Battery Technology Cost Model:

Unparalleled data and analysis capabilities, empowering businesses in the battery sector to make strategic decisions. Easily run scenarios and comparisons to benchmark and forecast performance and costs for different chemistries.

# Lithium Asset Service

## About CRU

Founded in 1969, CRU has a reputation for integrity and independence, delivering business intelligence across mining, metals and fertilisers markets.

The authority of CRU's market intelligence is built on a commitment to quality primary research and transparent methodologies.

Our global team gains and maintains a real understanding of hard-to-reach markets such as China, providing insight that is essential to unravelling complex trade and supply chain dynamics.

Focused on quality, CRU is continually investing to deliver a premium, consistent experience which is flexible, personal and responsive.

**Request  
a demo →**



### CRU London Head Office

1st Floor, MidCity Place, 71 High Holborn,  
London WC1V 6EA United Kingdom  
+44 20 7903 2056

#### Pittsburgh

+1 724 940 7100

#### New York

+1 646 628 0889

#### Santiago

+56 2 2231 3900

#### São Paulo

+55 11 94548 5376

#### Mumbai

+91 22 4504 5757

#### Tokyo

+81-3-6859-8568

#### Singapore

+65 6232 2483

#### Sydney

+61 2 8412 2800

#### Shanghai

+86 21 6028 6810

#### Beijing

+86 10 6510 2206

#### Representative offices

#### Dubai

+44 20 7903 2188

#### Johannesburg

+44 20 7903 2067

#### Houston

+1 724 759 7875